

The *Metroscript* USER MANUAL



Thank You

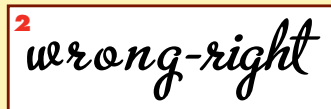
If you've just purchased Metroscript — or are thinking about it - *Thank You!* This manual for its usage in OpenType capable applications will help guide you to successfully utilize Metroscript's unique features.

Metroscript was designed by letterforms artist Michael Doret. He had created countless hand-lettered pieces over the years which incorporated many variations of the "Metroscript style". But only after he discovered that OpenType technology could finally transform his style into a successful font—and enlisted the technical expertise of *fontmeister* Mark Simonson — did he decide to take the plunge. The result is a font that can recreate the feel, variety, and graphic power of a true hand-lettered script. Through the use of dozens of alternates and ligatures powered by OpenType, he found a way to make all the connections and word endings work seamlessly and look perfectly natural — unlike what you'd see with standard typesetting. Another unique feature is the addition of a set of "tails" which can be set in different styles and lengths, creating instant "logos". A two page section describing the procedure for adding and modifying these "tails" follows this page.

A FEW METROSCRIPT POINTERS:



1 **NEVER** set Metroscript in all caps! In fact, traditionally most scripts were never meant to be used without lower case letters.



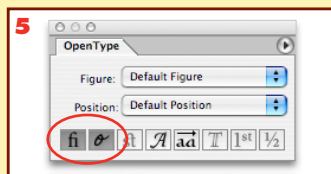
2 **NEVER** change the letterspacing between adjacent lowercase characters. The carefully aligned connectors will no longer line up if you add or delete space.



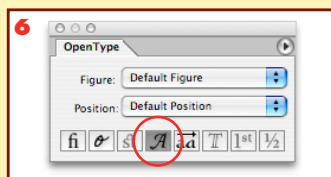
3 **You CAN** change the proportion of the set type by scaling it either horizontally or vertically. This will also change the angle of the letters.



4 **You CAN** change the angle of the script without affecting its proportion by using the "Shear" tool in your application.



5 There are many alternate characters and ligatures. We would suggest keeping the **Standard Ligatures** and **Contextual Alternates** buttons in the OpenType palette turned on.



6 The **Swash** button in the OpenType palette is another that you might find useful—and not just for enabling the tails. Check the Complete Character Set on page 6 of this document for more than a dozen swash characters and words that can be activated with this button.

* Also check the Complete Character Set to see the various other alternates, ligatures, foreign accented characters, etc., that are available to enhance your design.

* If you're working from applications don't support OpenType's automatic features, all is not lost! Simply install Metroscript from the "Metroscript Alt OT" folder and refer to its companion User Guide. You'll be able to access every character and achieve the same beautiful results.

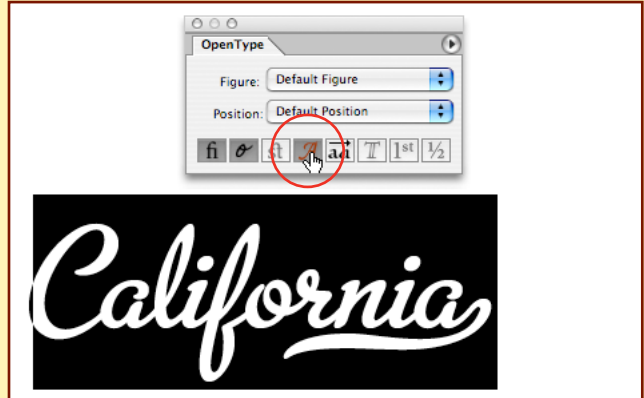
ADDING Tails

TO ADD A SWASH TAIL

Step 1: Set some text with one or more underscores at the end. Select all the text and make sure both **Standard Ligatures** and **Contextual Alternates** are enabled in the OpenType palette.



Step 2: Click on **Enable Swashes** in the OpenType palette. A tail in the style you see pictured below will replace the underscores. This default tail can be changed to another (see "To Change the Tail Style" below) when this phase is complete.



Step 3: Place the insertion point between the last letter and the tail. Type underscores until the tail is the desired length.

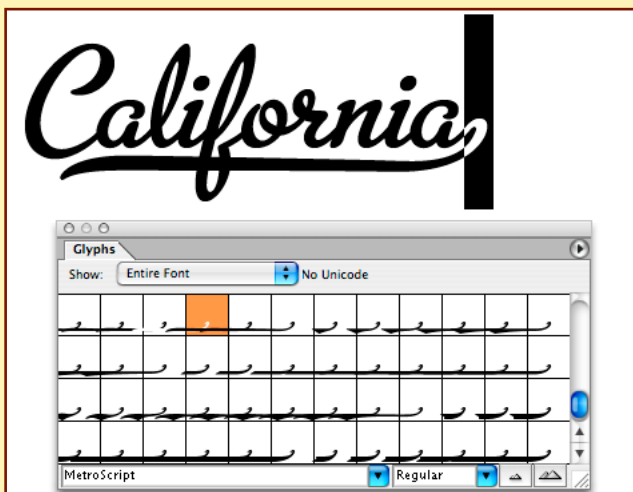


TO CHANGE THE TAIL STYLE

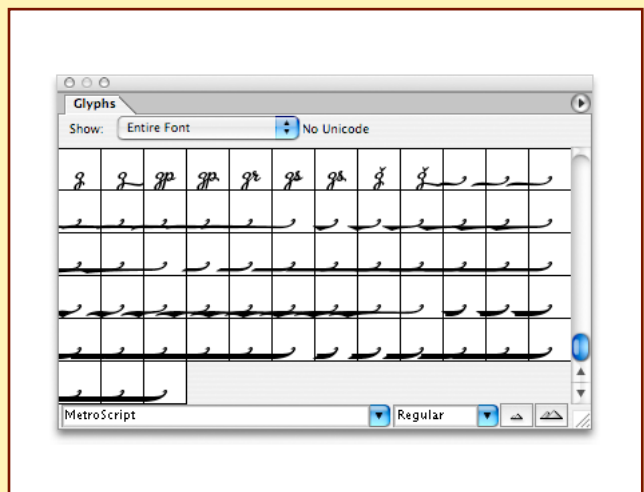
Step 1: Move the text insertion point to the right of the tail.



Step 2: Hold the shift key and type a left arrow (←) to select the end of the tail. Open the Glyph palette and notice the different tail styles, the current one being the one that's highlighted.

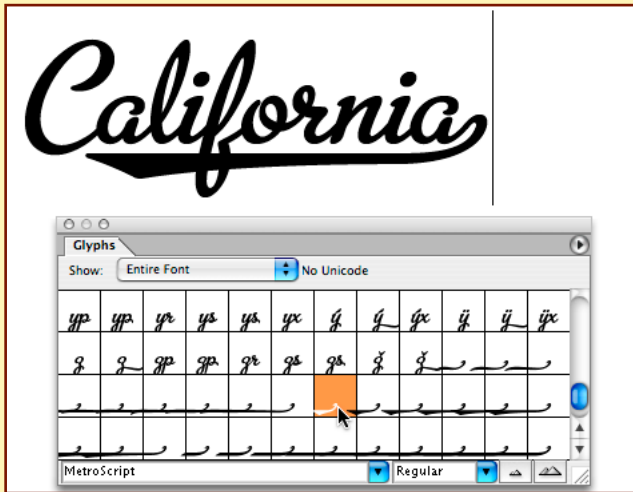


There are six different tail styles, and each is displayed in order—from shortest to longest—at the bottom of the Glyph palette. They can be seen in detail in the Complete Character Set on page 6.

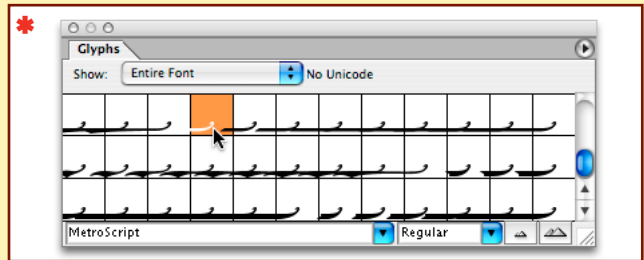


Adding Tails continues on page 4 →

ADDING Tails



Step 3: With the end of the tail selected (Step 2 on previous page), double-click on the shortest tail from one of the other five styles. This will change the style of the tail to that style. * To change it to a different style tail, repeat Step 2 and double-click on the shortest tail of a different style.



CHANGING THE TAIL LENGTH AFTER CHANGING THE TAIL STYLE:

Step 1: Move the text cursor to between the last letter and the tail...



Step 2: ...then type the delete key to shorten the tail...



Keep hitting "delete" to shorten the tail even more.



Step 3: ...or type underscores for a longer tail.



Metroscript

THE COMPLETE CHARACTER SET

On the next two pages you'll find a complete showing of all the characters accessible in Metroscript. For example you'll find alternate lower case characters that change depending on their location in a word, or what letter they follow or precede. You'll find foreign accented characters, dozens of ligatures, swashes, tails, and even complete words. All these characters can also easily be viewed and accessed through the Glyph palette in your OpenType accessible application. Have fun!


Metroscript

THE COMPLETE
CHARACTER SET

th th th th the the ti tl ll to to ll ll þ u ux ú úx û ûx ü üx ù ùx
v v w w x y y yp yp yr ys ys yx ý ý ýx ÿ ÿ ýx
z z zp zp zr zs zs ź ź

Metroscript

THE COMPLETE
TAILS



The Original...

Metroscript



[CLICK HERE TO VIEW OR PURCHASE](#)

Check out these other fonts available now from



Dark Angel

Blackletter Hybrid

[Click here to view or purchase Dark Angel](#)

ARE YOU
Steinweiss Script
MY TYPE?

[Click here to view or purchase Steinweiss Script](#)

Dynascript

Another New Concept in Scripts from
Alphabet Soup Type Founders

[Click here to view or purchase Dynascript](#)

Deliscript

AND
Deliscript Slant

[Click here to view or purchase Deliscript](#)

Dynatype

Another New Concept in Fonts from
Alphabet Soup Type Founders

[Click here to view or purchase Dynatype](#)

POWERSTATION
POWERSTATION
POWERSTATION

[Click here to view or purchase PowerStation](#)

A Contemporary
Orion
Geometric Script

[Click here to view or purchase Orion](#)

DeLuxe Gothic™

Regular & Condensed
Lower Case & SHORTCAPS

[Click here to view or purchase DeLuxe Gothic](#)

Extreme Deco...



Grafika

[Click here to view or purchase Grafika](#)

The Metroscript User Manual © 2016 Michael Doret

ALPHABET SOUP TYPE FOUNDERS



<http://michaeldoret.com/alphabetsoup>